

EVO 6N

# 700-735W

SE6-66HBD

N-Type HJT Bifacial Half Cell  
Double-glass Solar Module

23.66%

Max. Module Efficiency

## HJT Technology

Combining gettering process and  $\mu\text{-Si}$  technology to ensure higher cell efficiency and higher module power.

## Up to 95% Bifaciality

Natural symmetrical bifacial structure bringing more energy yield from the backside.

## Sealing with PIB

Integrated coating frames ensuring modules passing the IEC salt-mist test level 8.

## Suitable for Utility project

Lower BOS cost, lower LCOE.

## Better Temperature Coefficient

Higher power generation under working conditions, thanks to passivating contact cell technology.

## Quality Management System and Product Certification

IEC61215, IEC61730

ISO 9001:2015/quality management system

ISO 14001:2015/environmental management system

ISO 45001:2018/occupation health safety

IEC62941:2019/Terrestrial photovoltaic (PV) modules-Quality system for PV module manufacturing

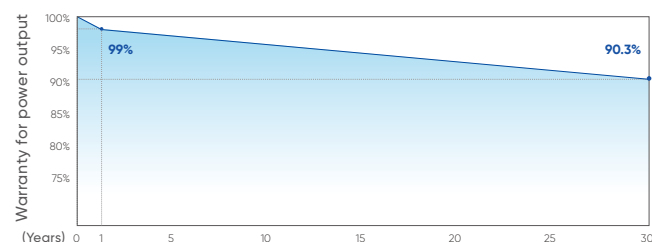
## Quality Guarantee

15 year

Product Warranty

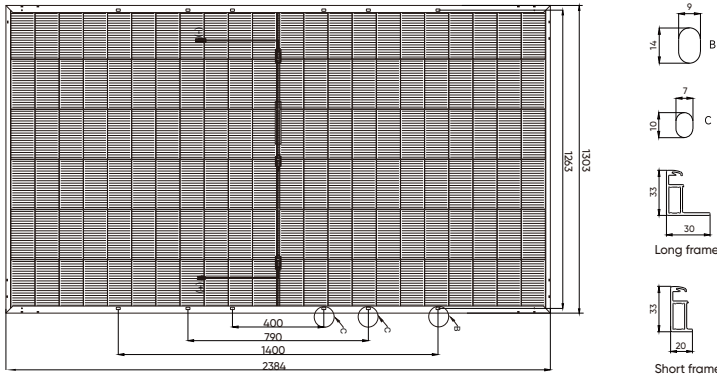
30 year

Linear Power Warranty

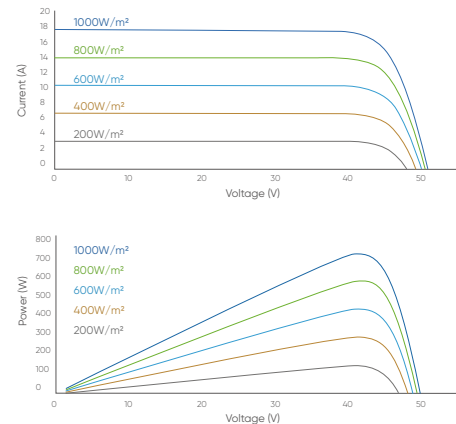


\*First year power degradation  $\leq 1\%$  \*Annual power degradation (2-30 year)  $\leq 0.3\%$  \*Power output until the 30th year  $\geq 90.3\%$

Engineering Drawings



I-V Curve



Mechanical Characteristics

Cell Type	HJT
No. of Cells	132 (6 × 22)
Dimensions	2384 × 1303 × 33 mm
Weight	37.9kg
Junction Box	IP68
Cable	4mm <sup>2</sup> ; +350/-250mm or customized; UV resistant
Connector	MC4 / MC4-Evo2A / PV-H4 / Z4S-abcd / ST4
Frame	Anodized aluminum alloy frame
Max Static Load (front side/rear side)	5400Pa / 2400Pa
Glass	Dual glass, 2.0mm
Modules Per Pallet	33
Pallets Per Container	18
Modules Per Container (40HQ)	594

Operating Characteristics

Nominal Operating Cell Temp.	44±2°C
Operating Temperature	-40~+85°C
Maximum System Voltage	DC1500V (IEC)
Maximum Series Fuse Rating	35A
Tolerance of Pmax	0~+3%
Power Selection	0~+5W
Bifaciality	90±5%
Safety Class	Class II

Temperature Characteristics

Temperature Coefficient of Pmax	-0.24%/ °C
Temperature Coefficient of Voc	-0.22%/ °C
Temperature Coefficient of Isc	+0.04%/ °C

Electrical Parameters (STC & NOCT)

SE6-66HBD	700		705		710		715		720		725		730		735	
	STC	NOCT	STC	NOCT	STC	NOCT	STC	NOCT	STC	NOCT	STC	NOCT	STC	NOCT	STC	NOCT
Maximum Power (Pmax/W)	700	534	705	538	710	542	715	545	720	549	725	553	730	557	735	561
Maximum Power Voltage (Vmp/V)	41.78	39.90	41.87	40.00	41.96	40.07	42.05	40.14	42.14	40.23	42.23	40.32	42.32	40.41	42.41	40.50
Maximum Power Current (Imp/A)	16.76	13.39	16.84	13.46	16.93	13.53	17.02	13.60	17.10	13.67	17.18	13.73	17.26	13.79	17.34	13.86
Open Circuit Voltage (Voc/V)	49.77	47.50	49.87	47.60	49.97	47.69	50.01	47.79	50.17	47.88	50.27	47.98	50.37	48.08	50.47	48.17
Short Circuit Current (Isc/A)	17.81	14.23	17.90	14.31	17.99	14.38	18.08	14.45	18.17	14.52	18.26	14.59	18.35	14.67	18.44	14.74
Module Efficiency (%)	22.53		22.70		22.86		23.02		23.18		23.34		23.50		23.66	

STC: Irradiance 1000W/m<sup>2</sup>, cell temperature 25°C, Air Mass AM1.5.

NOCT: Irradiance at 800 W/m<sup>2</sup>, Ambient Temperature 20°C, Wind Speed 1m/s.

Measuring tolerance: ±3%

Electrical Parameters (BSTC)

Total Equivalent Power- Pmax (Wp)	785	790	796	801	807	813	818	824
Maximum Power Voltage-Vmpp (V)	41.92	42.02	42.11	42.20	42.29	42.38	42.47	42.56
Maximum Power Current-Imp (A)	18.73	18.82	18.91	19.00	19.10	19.19	19.28	19.37
Open Circuit Voltage-Voc (V)	49.94	50.04	50.14	50.24	50.34	50.44	50.54	50.65
Short Circuit Current-Isc (A)	19.97	20.07	20.18	20.28	20.38	20.48	20.58	20.68

BSTC: AM1.5, 1000W/m<sup>2</sup>, 135W/m<sup>2</sup>, 25 °C