

EVO 6N

720-755W

SE6-66HBD

N-Type HJT Bifacial Half Cell
Double-glass Solar Module

24.30%

Max. Module Efficiency

HJT Technology

Combining gettering process and $\mu\text{-Si}$ technology to ensure higher cell efficiency and higher module power.

Up to 95% Bifaciality

Natural symmetrical bifacial structure bringing more energy yield from the backside.

Sealing with PIB

Integrated coating frames ensuring modules passing the IEC salt-mist test level 8.

Suitable for Utility project

Lower BOS cost, lower LCOE.

Better Temperature Coefficient

Higher power generation under working conditions, thanks to passivating contact cell technology.

Quality Management System and Product Certification

IEC61215, IEC61730

ISO 9001:2015/quality management system

ISO 14001:2015/environmental management system

ISO 45001:2018/occupation health safety

IEC62941:2019/Terrestrial photovoltaic (PV) modules-Quality system for PV module manufacturing

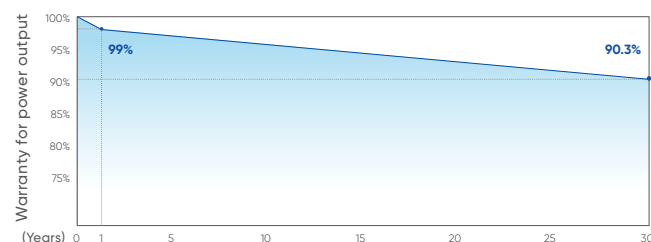
Quality Guarantee

15 year

Product Warranty


30 year

Linear Power Warranty

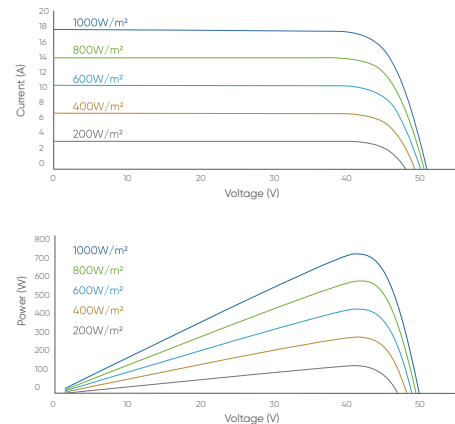


*First year power degradation $\leq 1\%$ *Annual power degradation (2-30 year) $\leq 0.3\%$ *Power output until the 30th year $\geq 90.3\%$

Engineering Drawings



I-V Curve



Mechanical Characteristics

| | |
|--|--|
| Cell Type | HJT |
| No. of Cells | 132 (6 × 22) |
| Dimensions | 2384 × 1303 × 33 mm |
| Weight | 37.9kg |
| Junction Box | IP68 |
| Cable | 4mm ² ; +350/-250mm or customized; UV resistant |
| Connector | MC4 / MC4-Evo2A / PV-H4 / Z4S-abcd / ST4 |
| Frame | Anodized aluminum alloy frame |
| Max Static Load (front side/rear side) | 5400Pa / 2400Pa |
| Glass | Dual glass, 2.0mm |
| Modules Per Pallet | 33 |
| Pallets Per Container | 18 |
| Modules Per Container (40HQ) | 594 |

Operating Characteristics

| | |
|------------------------------|---------------|
| Nominal Operating Cell Temp. | 44±2°C |
| Operating Temperature | -40~+85°C |
| Maximum System Voltage | DC1500V (IEC) |
| Maximum Series Fuse Rating | 35A |
| Tolerance of Pmax | 0~+3% |
| Power Selection | 0~+5W |
| Bifaciality | 90±5% |
| Safety Class | Class II |

Temperature Characteristics

| | |
|---------------------------------|------------|
| Temperature Coefficient of Pmax | -0.24%/ °C |
| Temperature Coefficient of Voc | -0.22%/ °C |
| Temperature Coefficient of Isc | +0.04%/ °C |

Electrical Parameters (STC & NOCT)

| SE6-66HBD | 720 | | 725 | | 730 | | 735 | | 740 | | 745 | | 750 | | 755 | |
|-------------------------------|-------|-------|-------|-------|-------|-------|-------|-------|-------|-------|-------|-------|-------|-------|-------|-------|
| | STC | NOCT | STC | NOCT | STC | NOCT | STC | NOCT | STC | NOCT | STC | NOCT | STC | NOCT | STC | NOCT |
| Maximum Power (Pmax/W) | 720 | 549 | 725 | 553 | 730 | 557 | 735 | 561 | 740 | 565 | 745 | 568 | 750 | 572 | 755 | 576 |
| Maximum Power Voltage (Vmp/V) | 42.14 | 40.23 | 42.23 | 40.32 | 42.32 | 40.41 | 42.41 | 40.50 | 42.50 | 40.58 | 42.59 | 40.67 | 42.68 | 40.76 | 42.77 | 40.85 |
| Maximum Power Current (Imp/A) | 17.08 | 13.65 | 17.17 | 13.72 | 17.25 | 13.79 | 17.33 | 13.85 | 17.42 | 13.93 | 17.49 | 13.97 | 17.57 | 14.03 | 17.65 | 14.10 |
| Open Circuit Voltage (Voc/V) | 50.17 | 47.88 | 50.27 | 47.97 | 50.37 | 48.08 | 50.47 | 48.17 | 50.57 | 48.27 | 50.67 | 48.36 | 50.77 | 48.46 | 50.87 | 48.56 |
| Short Circuit Current (Isc/A) | 18.19 | 14.53 | 18.26 | 14.60 | 18.35 | 14.67 | 18.44 | 14.74 | 18.53 | 14.81 | 18.62 | 14.88 | 18.71 | 14.95 | 18.80 | 15.02 |
| Module Efficiency (%) | 23.17 | | 23.30 | | 23.50 | | 23.70 | | 23.80 | | 24.00 | | 24.15 | | 24.30 | |

STC: Irradiance 1000W/m², cell temperature 25°C, Air Mass AM1.5.

NOCT: Irradiance at 800 W/m², Ambient Temperature 20°C, Wind Speed 1m/s.

Measuring tolerance: ±3%

Electrical Parameters (BSTC)

| | | | | | | | | |
|-----------------------------------|-------|-------|-------|-------|-------|-------|-------|-------|
| Total Equivalent Power- Pmax (Wp) | 804 | 811 | 818 | 824 | 829 | 835 | 841 | 847 |
| Maximum Power Voltage-Vmpp (V) | 41.92 | 42.38 | 42.47 | 42.56 | 42.65 | 42.74 | 42.83 | 42.92 |
| Maximum Power Current-Imp (A) | 18.73 | 19.14 | 19.28 | 19.37 | 19.46 | 19.55 | 19.64 | 19.73 |
| Open Circuit Voltage-Voc (V) | 50.34 | 50.43 | 50.54 | 50.65 | 50.75 | 50.85 | 50.95 | 51.05 |
| Short Circuit Current-Isc (A) | 20.38 | 20.48 | 20.58 | 20.68 | 20.78 | 20.88 | 20.98 | 21.08 |

BSTC: AM1.5, 1000W/m², 135W/m², 25 °C