

# Datasheet








PCS100/250  
PCS500/630

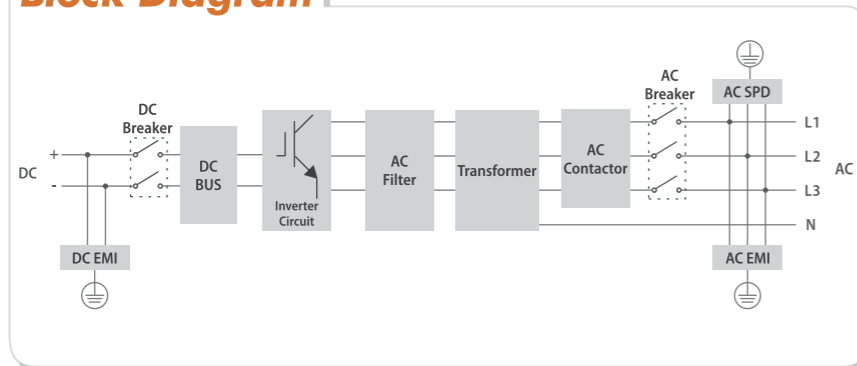
## Overview

Bidirectional battery inverter from 100kW to 630kW, can be used alone or with solar charge controller and other accessories for different application scenarios

## Features

-  Paralleling multiple units
-  Flexible configuration
-  Programmable working mode
-  Support remote control of DG
-  Touchscreen LCD

## Block Diagram



	PCS100	PCS250	PCS500	PCS630
<b>AC (Grid-connected)</b>				
Apparent power	110kVA	275kVA	550kVA	693kVA
Rated power	100kW	250kW	500kW	630kW
Rated voltage	400V	400V	400V	400V
Rated current	144A	361A	722A	909A
Voltage range	360V - 440V	360V - 440V	360V - 440V	360V - 440V
Rated frequency	50/60Hz	50/60Hz	50/60Hz	50/60Hz
Frequency range	45-55/55-65Hz	45-55/55-65Hz	45-55/55-65Hz	45-55/55-65Hz
THDI	<3%	<3%	<3%	<3%
PF	0.8lagging~0.8leading	0.8lagging~0.8leading	0.8lagging~0.8leading	0.8lagging~0.8leading
AC connection	3/N/PE	3/N/PE	3/PE	3/PE

<b>AC(Off-grid)</b>				
Apparent power	110kVA	275kVA	550kVA	693kVA
Rated power	100kW	250kW	500kW	630kW
Rated voltage	400V	400V	400V	400V
Rated current	144A	361A	722A	909A
THDU	≤2% linear	≤2% linear	≤2% linear	≤2% linear
Rated frequency	50/60Hz	50/60Hz	50/60Hz	50/60Hz
Overload capability	110%-10mins 120%-1min	110%-10mins 120%-1min	110%-10mins 120%-1min	110%-10mins 120%-1min

<b>DC (Battery)</b>				
Rated power	100kW	250kW	500kW	630kW
Current regulation	±1%	±1%	±1%	±1%
Voltage regulation	±1%	±1%	±1%	±1%
Voltage ripple	<3%	<3%	<3%	<3%
Current ripple	<2%	<2%	<2%	<2%
Voltage range	500V-820V	500V-820V	600V-900V	600V-900V
Max. charge/discharge current	220A	550A	917A	1155A

<b>General Information</b>				
Maximum efficiency	97.10%	97.30%	98.50%	98.50%
Protection degree	IP20	IP20	IP20	IP20
Noise emission	<65dB(A)@1m	<65dB(A)@1m	<65dB(A)@1m	<65dB(A)@1m
Operating temperature	-25°C~+55°C	-25°C~+55°C	-25°C~+55°C	-25°C~+55°C
Cooling	Forced-air	Forced-air	Forced-air	Forced-air
Relative humidity	0-95% non-condensing	0-95% non-condensing	0-95% non-condensing	0-95% non-condensing
Maximum altitude	6000m (derate above 3000m)	6000m (derate above 3000m)	6000m (derate above 3000m)	6000m (derate above 3000m)
Dimension(W/H/D)	1100/1890/850mm	1600/2080/850mm	1200/1900/800mm	1200/1900/800mm
Weight	820kg	1465kg	870kg	900kg
Build-in transformer	Yes	Yes	No	No
Transfer between on/off grid	Manual(default) Automatic(optional) ≤10ms	Manual(default) Automatic(optional) ≤10ms	Manual(default) Automatic(optional) ≤10ms	Manual(default) Automatic(optional) ≤10ms

<b>Communication</b>				
Display	Touch screen	Touch screen	Touch screen	Touch screen
Communication	RS485/CAN	RS485/CAN	RS485/CAN	RS485/CAN

**Certificate** CE, MEA, PEA, EN 61000-6-4:2007+A1:2011, EN61000-6-2:2005, EN62109-1:2010, EN62109-2:2011, NRS 097-2-1:2017, EN 50549-1:2019, PSE:2018-12